

ACCESSORIES

# ACCESSORIES FOR VENTILATION AND LIGHT REDUCTION




since  
1967

# SOB

## MOTORIZED AIR INLET SHUTTER

**SOB** is available in 26", 31", 42" and 53". Wallhousing and blades made in galvanized steel. Unassembled KD version also available for self-installation.



Option **SA2S**, open-closed motor for shutter blades with protection grade IP54



4 eyelets for easy installation



Effective protection from light and air thanks to the gasket, which guarantees the perfect closure of the blades



Optional **NT** guard against rodents and birds



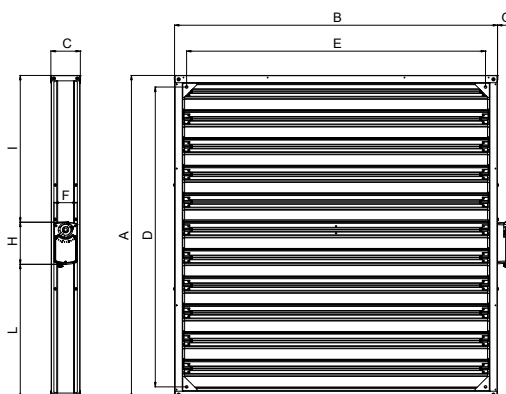
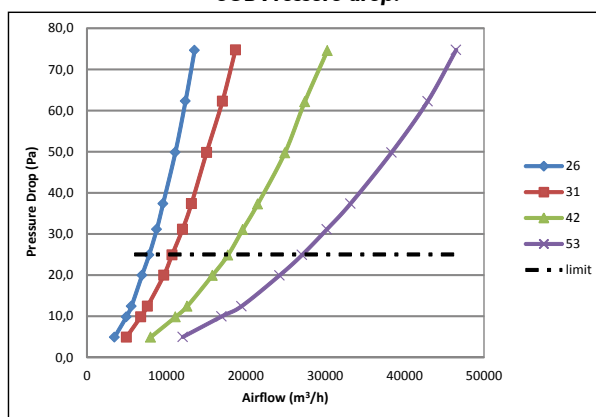
## Technical features and dimensions

# SOB

Model		SOB 26	SOB 31	SOB 42	SOB 53
Max power consumption	W	5,5	5,5	5,5	5,5
Servo drive consumption	A	0,1	0,1	0,1	0,1
Voltage	V	230	230	230	230
Frequency	Hz	50/60	50/60	50/60	50/60
Dimension - A -	mm.	788	907	1144	1381
Dimension - B -	mm.	788	907	1144	1381
Dimension - C -	mm.	126	126	126	126
Dimension - D -	mm.	689	808	1045	1282
Dimension - E -	mm.	685	804	1041	1278
Dimension - F -	mm.	100	100	100	100
Dimension - G -	mm.	70	70	70	70
Dimension - H -	mm.	180	180	180	180
Dimension - I -	mm.	271	390	509	627
Dimension - L -	mm.	337	337	455	574

**NOTE:**  
Standard electric open-closed motor SA2S 230V 50/60Hz. 24V and modular versions available upon request.  
SOB air inlets can be supplied upon request in stainless steel AISI 304, AETERNUM version, minimum order quantity 100pcs.

**SOB Pressure drop:**



## Dimensions and loading possibilities

### Unassembled shutter dimensions (KD)

Model	LxWxH - mm	Weight - kg
SOB 26	790x285x165	12,5
SOB 31	920x285x165	15
SOB 42	1.150x285x180	20
SOB 53	1.385x285x180	25

### Standard pallet for unassembled shutter (KD)

Model	LxWxH - mm	Pieces
SOB 26	800x1.200x1.800	32
SOB 31	1.000x1.200x1.800	32
SOB 42	1.200x1.200x1.800	32
SOB 53	1.420x1.200x1.800	32

### Unassembled shutter loading possibilities (KD)

Model	SOB 26	SOB 31	SOB 42	SOB 53
Container 20ft	504	324	360	252
Container 40ft	1.080	756	720	504
Container 40ft HC	1.200	840	800	560
Truck	1.224	936	800	660

### Assembled shutter loading possibilities (FA)\*

Model	SOB 26	SOB 31	SOB 42	SOB 53
Container 20ft	224	192	140	92
Container 40ft	448	384	288	184
Container 40ft HC	504	432	324	200
Truck	672	448	332	231

\*with option SA2S

# RL

## AIR INLET SHUTTER WORKING BY GRAVITY

**RL** is available in 31", 42" and 53".  
Wallhousing made in galvanized steel  
and shutter blades in aluminum.  
Unassembled KD version also  
available for self-installation.



Aerodynamic  
blades in aluminum



Optional **NT**  
guard against  
rodents and birds



4 eyelets for  
easy installation



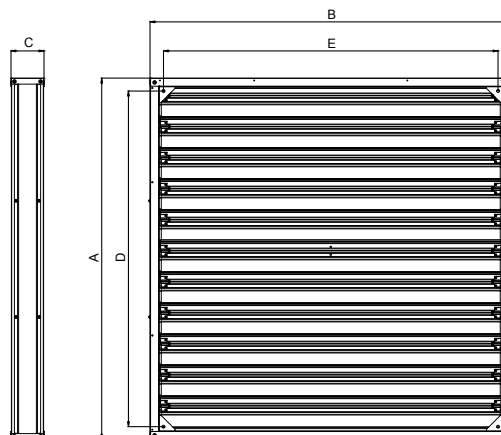
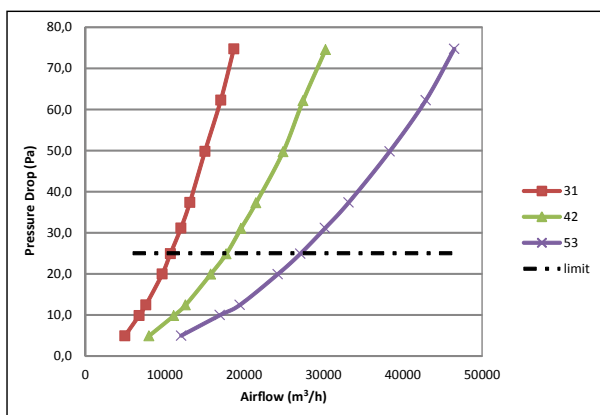
Perfect closure of the  
blades for effective  
protection from  
light and air



## Technical features

# RL

**Pressure drop of RL:**



## Dimension and loading possibilities

Model		RL 31	RL 42	RL 53
Dimension - A -	mm.	907	1144	1381
Dimension - B -	mm.	907	1144	1381
Dimension - C -	mm.	126	126	126
Dimension - D -	mm.	808	1045	1282
Dimension - E -	mm.	804	1041	1278

### Unassembled shutter dimensions (KD)

Model	LxWxH - mm	Weight - kg
RL 31	920x285x165	15
RL 42	1.150x285x180	20
RL 53	1.385x285x180	25

### Pallet standard unassembled shutter (KD)

Model	LxWxH - mm	Pieces
RL 31	1.000x1.200x1.800	32
RL 42	1.200x1.200x1.800	32
RL 53	1.420x1.200x1.800	32

### Loading possibilities unassembled shutter (KD)

Model	RL 31	RL 42	RL 53
Container 20ft	324	360	252
Container 40ft	756	720	504
Container 40ft HC	840	800	560
Truck	936	800	660


### Loading possibilities assembled shutter (FA)

Model	RL 31	RL 42	RL 53
Container 20ft	192	140	92
Container 40ft	384	320	184
Container 40ft HC	432	360	200
Truck	448	364	240


# LTP

## LIGHT TRAP FOR FANS AND AIR INLETS


**LTP** stops the light by maintaining a good airflow. It is recommended to direct the shutter blades vertically in case LTP is installed in dusty environments: sediments will drop downwards and won't interfere with the airflow. Available in classic dimensions and on request also not standard.



4 rods to avoid vanes movement during cleaning



The special double-wave vanes guarantee a high obscuring capacity by low pressure drops.



Practical hook blade for easy installation

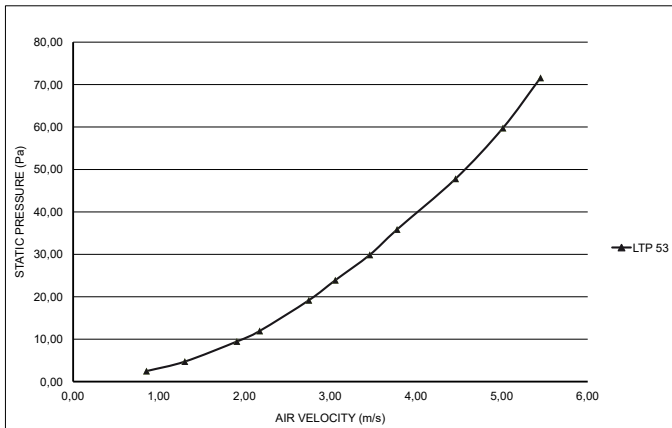


4 fixing strips for optimal installation without performance drop

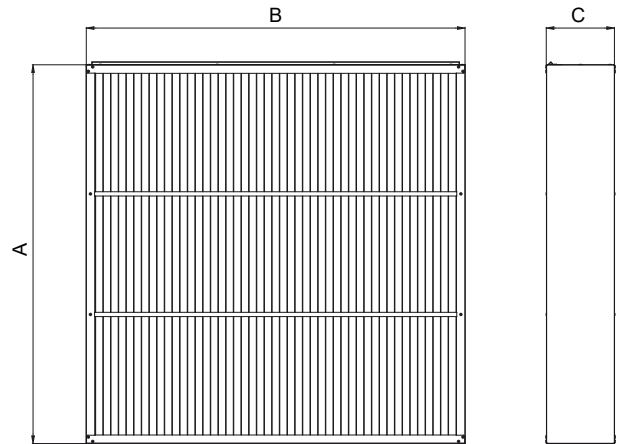


## Technical features

# LTP



\* Official measurements Bess Lab Laboratory



## Dimension and loading possibilities

Model		LTP 26	LTP 31	LTP 37	LTP 42	LTP 53
Dimension - A -	mm	783	903	1021	1140	1375
Dimension - B -	mm	783	903	1019	1140	1375
Dimension - C -	mm	250	250	248	250	250
Weight	kg	17.5	24	27.5	30.5	46
Light reduction from the outside to the inside	lux	from 5.540 to 0,002508 test Bess Lab N.12347L-B				
Reduction factor	lux est / lux int	2.200.000 test Bess Lab N.12347L-B				

Note: different measures for inlets or other fan models are available with quotation on request

### Unassembled dimensions LTP (KD)

Model	LxWxH - mm	Weight - kg
LTP 26	790x285x165	18.5
LTP 31	920x285x165	25
LTP 37	1.150x285x180	29
LTP 42	1.150x285x180	32
LTP 53	1.385x285x180	48

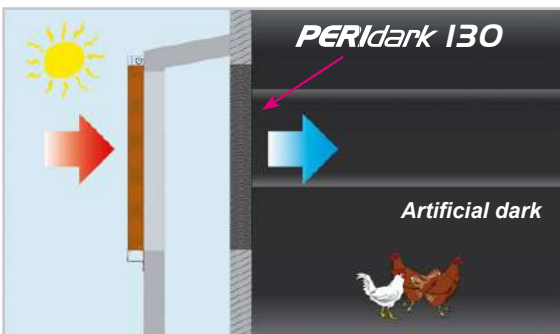
### Standard pallet

Model	LxWxH - mm	Pieces
LTP 26	800x1.200x1.600	24
LTP 31	1.000x1.200x1.600	24
LTP 37	1.200x1.200x1.600	24
LTP 42	1.200x1.200x1.600	24
LTP 53	1.420x1.200x1.600	24

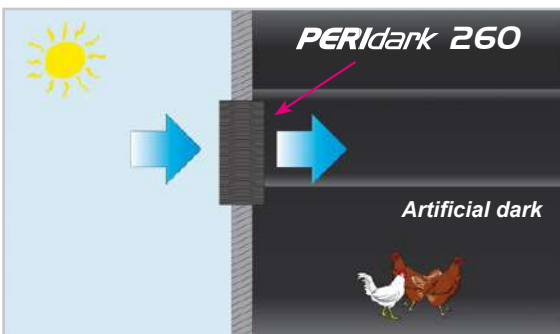
### Loading possibilities unassembled LTP (KD)

Model	LTP 26	LTP 31	LTP 37	LTP 42	LTP 53
Container 20ft	392	280	224	224	204
Container 40ft	840	588	560	560	408
Truck	952	728	616	616	540


**PERIdark** is made of dark UV-ray resistant plastic material and it can be used as a light filter in case of direct or indirect sunlight exposure.



**PERIdark 130** has a high light reduction capacity if not exposed to direct sunlight. It can be used in combination with pad walls, air inlet shutters with blades or flaps and fans.



**PERIdark 260** guarantees a high light reduction even if installed on air inlets exposed to direct sunlight. Thanks to its thickness of 260mm and to the particular wave structure it maintains low pressure drop also at high air speed.



The honeycomb vane structure has been specifically developed to obtain a good airflow, while minimizing the pressure drop

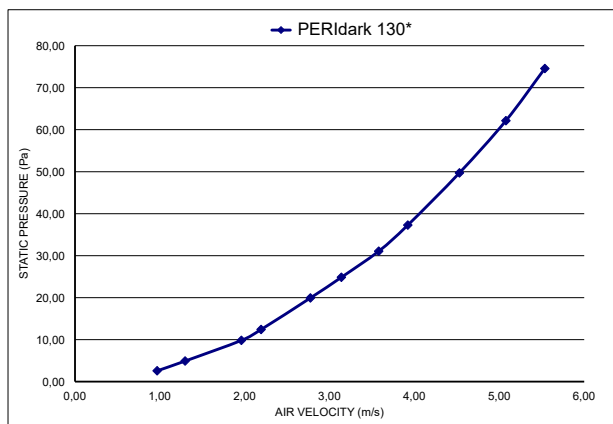


The units can be easily interconnected thanks to their flat sidewalls

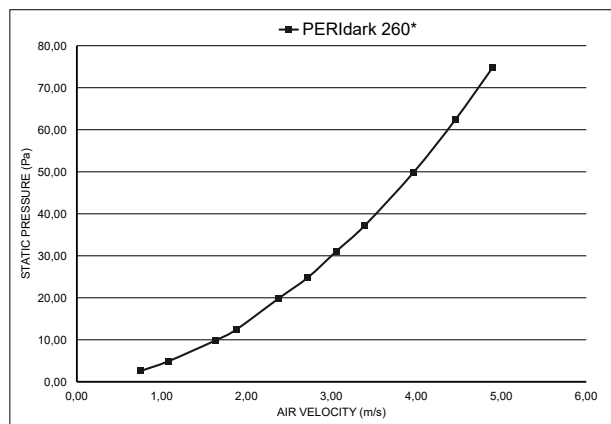


## Technical features

# PERIdark



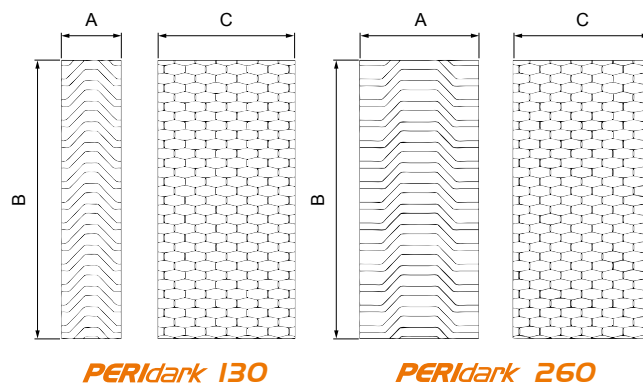
\* Official measurements Bess Lab Laboratory



\* Official measurements Bess Lab Laboratory

## Dimension and loading possibilities

Model		130	260
Dimension - A -	mm	130	260
Dimension - B -	mm	1200	1200
Dimension - C -	mm	300	300
Dimension m <sup>2</sup>	m <sup>2</sup>	0,36	0,72
Weight	Kg	2,5	5
Light reduction from the outside to the inside	lux from 5.5353 a 0,0962 test Bess Lab N.12348-L		from 5.5353 a 0,0004 test Bess Lab N.12349-L
Reduction factor	lux est / lux int	5.600 test Bess Lab N.12348-L	3.000.000 test Bess Lab N.12349-L



### Standard pallet

Model	LxWxH - mm	Pieces- n°	Weight - kg
PERIDARK 130	1.200x1.200x2.220	64	170
PERIDARK 260	1.200x1.200x2.220	32	170

### Loading possibilities

Model	PERIdark 130	PERIdark 260
Container 20ft	496	248
Container 40ft	1.056	528
Container 40ft HC	1.188	594
Truck	1.408	704

Curtain system manufactured in UV-stabilized polyethylene for maximum resistance. Available in transparent and dark version.



**INS** curtain suspension set, including pulleys, cables, ropes etc.




**VM** manual winch set + bracket




**FS** flock saver set + accessories



**GP** galvanized pipe diameter 1/2" (drop system)



**LIGHT 190 and 290**

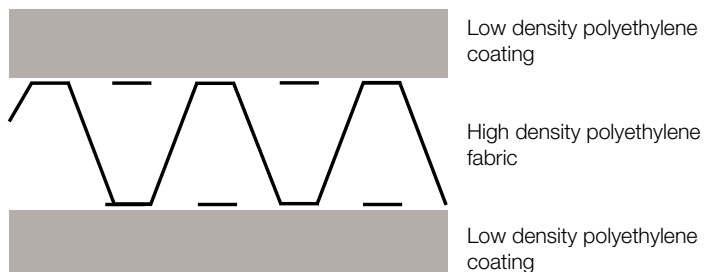


**BLACK 190 and 290**

## Technical features

# PERIcurtain

<b>Model:</b>	<b>Light 190, 290</b> <b>Black 190, 290</b>	
Total weight	210 g/m <sup>2</sup> ± 5%	
Tensile strength	Warp 145 Kg Weft 116 Kg	ASTM D 5035-95
Tear resistance	Warp 31 Kg Weft 32 Kg	ASTMN D 2261-96
Thermic resistance	-40°C + 80°C	
UV resistance	stabilized	
Height (top seam included)	190, 290 cm	




The technical data in the left chart are not to be considered as a certification, even if these refer to an accurate test made by the manufacturer.  
Tolerance +5%

## A wide variety of applications



All data in this catalogue are indicative and are subject to change without prior notice.



**TERMOTECNICA PERICOLI S.r.l.**  
Regione Rapalline, 44 - 17031 Albenga, Italia  
tel. 0182 589006 fax 0182 589005 pit@pericoli.com

**PERICOLI ASIA PACIFIC Sdn. Bhd.**  
pap@pericoli.com

**PERICOLI CENTRO AMERICA**  
pca@pericoli.com

**PERICOLI MIDDLE EAST**  
pme@pericoli.com

[www.pericoli.com](http://www.pericoli.com)